



## **CHOOSE THE BEST WAY TO LEARN TO PLAY FORTEPIANO AND PIANO**

Nasrullayeva Nasiba Rustamovna

Termiz State Pedagogical Institute, 2nd Stage Graduate Student of  
Music Education and Art Specialty

### **Abstract**

These developments have the great advantage of providing interactive, graphical interfaces that can speed up your understanding and be especially appealing to children. So, while technology platforms make piano and piano learning more fun, learning from a studio teacher will make your learning journey even more inspiring. In fact, even the best option for you will be imperfect. So let's take a look at your choices together and weigh the pros and cons of each.

**Keywords:** children, attractive, interactive, graphics, interfaces, platforms, piano, piano, studio, teacher, positive, negative.

Online courses, interactive apps, and live lessons via web chat and video tools bring lessons into your home, making piano and piano playing more convenient and accessible than ever.

These developments have the great advantage of providing interactive, graphical interfaces that speed up your understanding and can be especially appealing to children.

"Play the buttons while they light up on the screen!"

If you're having trouble understanding a lesson, you don't have to wait all week for your next lesson because you can replay the lesson whenever you want on your computer or phone, putting you in control of your learning experience.

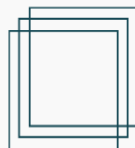
Despite these advantages, technological innovation also has potential disadvantages. Additionally, learning to play the piano and piano through technology can diminish musicianship, which can portray piano and piano playing as nothing more than a technical exercise rather than an adventure in artistic expression.

So, while technology platforms make piano and piano learning more fun, learning from a studio teacher will make your learning journey even more inspiring.

By the way, the choice is entirely yours and there is no one right answer. Question: "What is the best way to learn piano?" It's like, "What's the best way for me to learn piano and piano?"

### **THE RIGHT CHOICE**

You can't drive without a car and you can't play baseball without a bat and glove. In the same way, you can't play the piano without a keyboard. But what keyboard do you choose? Acoustic piano and piano or digital?



Acoustic pianos and pianos stand out as a traditional choice - upright or spine, studio or grand. They offer true mechanical action, give you full control over the sound, and produce superior tone and timbre.

So when you press the keys, you can "feel" the small vibrations as the felt hammers hit the metal strings, you can hear the acoustic echoes of the sound, and you can shape the sound with the pedals like a potter shapes wet clay.

What's more, when you play Chopin's Nocturne, you know you're playing an instrument that Chopin himself once played, guaranteeing a more authentic and intimate experience, supported by renowned musicians such as Joseph Lhevin and Andre Watts. However, digital pianos and pianos offer exclusive benefits that acoustic pianos and pianos cannot. They are portable and delicate, while acoustic pianos and pianos are quite heavy. Numeric keypads do not require adjustment, which can be expensive, and are immune to changes in humidity.

They have volume controls and headphone jacks to equip you to exercise in privacy without disturbing the people around you.

Many keyboards have recording capabilities, allowing you to save and play back your performances, and they can even connect to your computer, allowing you to create original scores through intuitive software like Finale, Sibelius, and more.

If you had asked me five years ago to choose between a better piano and a piano, I would have chosen the acoustic without hesitation. Today, such dogmatism is no longer possible.

Digital technology has improved so much that unless you plan to be a world-class musician wowing the crowd at Carnegie Hall, your digital options are an equally viable alternative for your musical exploits.

Once you've chosen your instrument, it's time to start learning for real. As you sort through your options, remember - there is no one right answer!

In fact, even the best option for you will be imperfect. So let's take a look at your choices together and weigh the pros and cons of each.

The list below gives you a number of options, sorted by level of traditional or technological elements.

Self-learning, do-it-yourself methods

According to the standard piano and piano teaching curriculum

Learning music theory and applying what you learn to the keyboard

Playing by ear

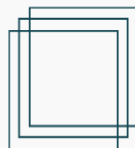
Traditional methods

Take private lessons with an independent teacher

Take private lessons through the Piano and Piano Education Center

Technological methods

Enrollment in standardized online courses



Videos and tutorials below  
Use of Software and Applications  
Hybrid method

Take private lessons online

At first glance, which of these options is right for you? Not sure? Then let's take a closer look.

### **SELF TEACHING, DO IT YOURSELF**

These DIY piano and piano learning strategies eliminate the "middle man," saving you a lot of dollars and requiring a lot of personal determination on your part. Are you up for the challenge?

### **STANDARD CURRICULUM OF USED PIANO TEACHING**

This is the most reliable and holistic DIY approach, because it follows an established pedagogical ("piano and piano teaching") curriculum.

If you choose this path, choose from majors such as Alfred Piano and Piano Methods, Bastien Piano Basics by Kjos, Faber and Faber Piano Adventure Series, and the Suzuki Method. Many piano and piano teachers use methods like this, and for good reason.

Music education professionals have developed these methods and these popular training programs have successfully prepared students for generations.

Although each category distinguishes itself from the others with some philosophical or pedagogical nuance, they all follow a similar pattern.

Additional but optional resources may also be available, including popular tunes, Christian hymns, hymns, Christmas carols, duets, and more. As you can see, this DIY method offers a lot of resources.

By using this standard curriculum approach, you get the most comprehensive DIY learning experience possible at a reasonable price.

Most of these tutorials provide useful and detailed explanations for important concepts, enhanced with colorful symbols and illustrations, which will help you overcome the absence of a teacher.

Even so, you will need to apply yourself diligently. If you don't understand the concept, you'll need to Google or YouTube or ask a skilled musician who is willing to answer your questions.

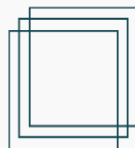
### **LEARN MUSIC THEORY AND APPLY WHAT YOU LEARN TO THE KEYBOARD**

This strategy takes a more minimal approach than a full piano and piano curriculum, focusing only on music theory.

This means that you will focus on the written and structural elements of the music, but not on the technique, style and practice of making sounds on the keyboard (you will have to figure out these last elements yourself).

<https://ejedl.academiascience.org>

**Emergent: Journal of Educational Discoveries and Lifelong Learning is a scholarly peer reviewed international Journal**



To benefit from this approach, you need an innate musicality and a high personal ability to apply and analyze information in a practical, musical way without outside help.

As difficult as this method may seem, it offers some valuable advantages.

You can buy the theory books for the syllabus I mentioned earlier, but you don't buy the methods and techniques books either.

You can also buy a book dedicated to explaining piano and piano theory in a thorough and simple way, such as Willard Palmer's Complete Book of Chords, Arpeggios and Cadences.

In addition to being affordable, this approach equips you to play the piano and piano in a smart way. You learn to think carefully about the music you play.

In short, you should see this method as playing by ear on steroids. You will learn to produce musical sounds and songs by learning what you are playing on the keyboard and why you are playing it that way.

But you don't learn how to sit, how to position your hands and arms, how to press buttons, how to pull off difficult steps, and how to express yourself as maturely as possible.

Playing by ear

Piano and piano playing by ear

If learning piano and piano with just music theory is playing by ear on "steroids," then playing by ear is... well, um... playing by ear without steroids.

This approach will satisfy only the most experienced reader, because you will learn nothing more than what you can discover for yourself, and even then you will not know what you have discovered.

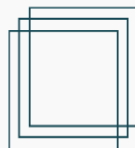
As you can imagine, this stands out as the most affordable option because you don't pay any tutors and you don't buy any books or curriculum. (If you want some tutorials to follow this approach, check out Listen and Play)

But the biggest disadvantage of this approach is also obvious - you don't get any help or external support except yourself.

To play existing music by ear, you need to listen carefully and repeatedly to the songs you want to play. Then you should try playing these songs on the keyboard by trial and error, first developing the melody and then adding additional notes and harmonies.

In order to play new music, you must first imagine the sounds in your head. Then you need to experiment vocally to see if you can match these sounds on the keyboard.

For a more barebones approach, just play around on the keyboard and see what comes out. Then keep playing until you find some sounds you like and go from there!



### **FOYDALANILGAN ADABIYOTLAR RO'YXATI**

1. Safarov O., Atoyev O., To'rayev F. «Buxorcha» va «Mavrigi» taronalari». -Toshkent: Fan. 2005, 277-b.
2. Успенский В.А. Статьи, воспоминания, письма (Сост.: И.А.Акбаров) -Ташкент: Изд.лит. и искусства. 1980, 384 с.
3. Семенов А. А. Среднеазиатский трактат по музыке Дервиша Али (ХВИИ в.) - Ташкент: 1938.
4. To'rayev F.J. Buxoro muqanniylari. -Toshkent: Fan, 2009,323-b.
5. Fitrat A. o 'zbek klassik musiqasi va uning tarixi. -Toshkent: Fan, 1993, 56-b.
6. Юнусов Р.Ю. Маками и мугами. -Ташкент: Фан, 1992.
7. Yunusov R.Yu. o 'zbek xalq musiqa ijodi. 2-qism. (o 'quv-uslubiy qo'llanma) -T.: Ziyochashma, 2000, 56-b.
8. o 'zbek musiqasi tarixi. Tuzuvchilar: T.E.Solomonova, T.B. G'ofurbekov. -Toshkent: o 'qituvchi, 1981, 131-b.